

EXCLUSIVE – 100% of Covid-19 Vaccine Deaths were caused by just 5% of the batches produced according to official Government data

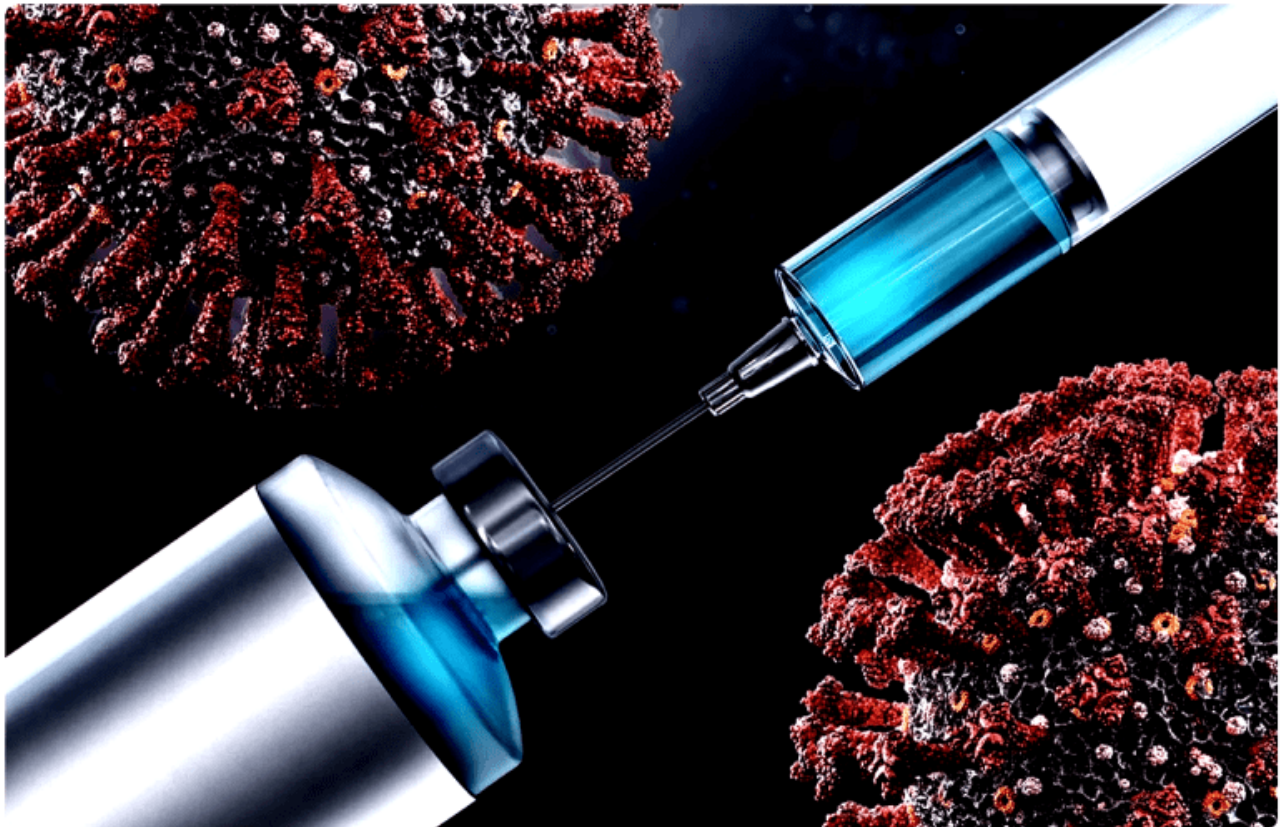
expose-news.com/2021/10/31/100-percent-of-covid-19-vaccine-deaths-caused-by-just-5-percent-of-the-batches-produced

By The Exposé

October 31, 2021

An investigation of data found in the USA's Vaccine Adverse Event Reporting System (VAERS) has revealed that extremely high numbers of adverse reactions and deaths have been reported against specific lot numbers of the Covid-19 vaccines several times, meaning deadly batches of the experimental injections have now been identified.

But what's perhaps more concerning is that the "deadly" lots were distributed widely across the United States whilst other "benign" lots were sent to just a few locations.



The data used in the investigation was pulled from the publicly accessible VAERS database which can be viewed [here](#). The **Vaccine Adverse Event Reporting System (VAERS)** is a United States programme for vaccine safety, co-managed by the U.S. Centers for Disease Control and Prevention (CDC) and the Food and Drug Administration (FDA).

The programme collects information via reports made by doctors, nurses, and patients about adverse events (possible harmful side effects) that occur after administration of vaccines to ascertain whether the risk–benefit ratio is high enough to justify continued use of any particular vaccine.

The reports pulled from the database were ones that had been submitted up to October 15th 2021 and they included all adverse reactions reported against the Pfizer and Moderna mRNA Covid-19 injections, as well as all adverse reactions reported against the influenza vaccines; which were used to generate a control dataset .

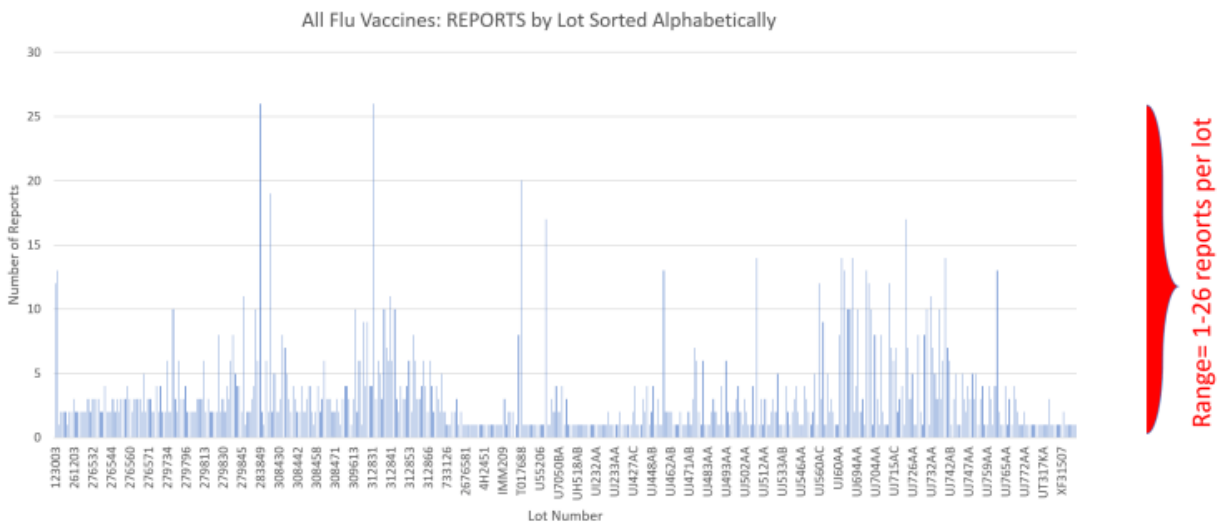
Control Dataset – Flu Vaccine Adverse Event Reports for All Manufacturers, summary statistics

	AE REPORTS	DEATHS	HOSPITAL
Total	1,608	15	73
Average/lot	3	0	0
st dev	3	0	0
Median/lot	2	-	-
min/lot	-	-	-
max/lot	26	2	3
Total Count of Lot Numbers		494	

The VAERS database showed a total of 1,608 adverse event reports against the flu vaccines alongside 15 deaths and 73 hospitalisations. The total count of lot numbers returned was 494.

The 'lot number' is a specific string of numbers and letters that tracks a specific batch of vaccine from production and into a persons arm and it is usually found on a vaccine label or accompanying packaging.

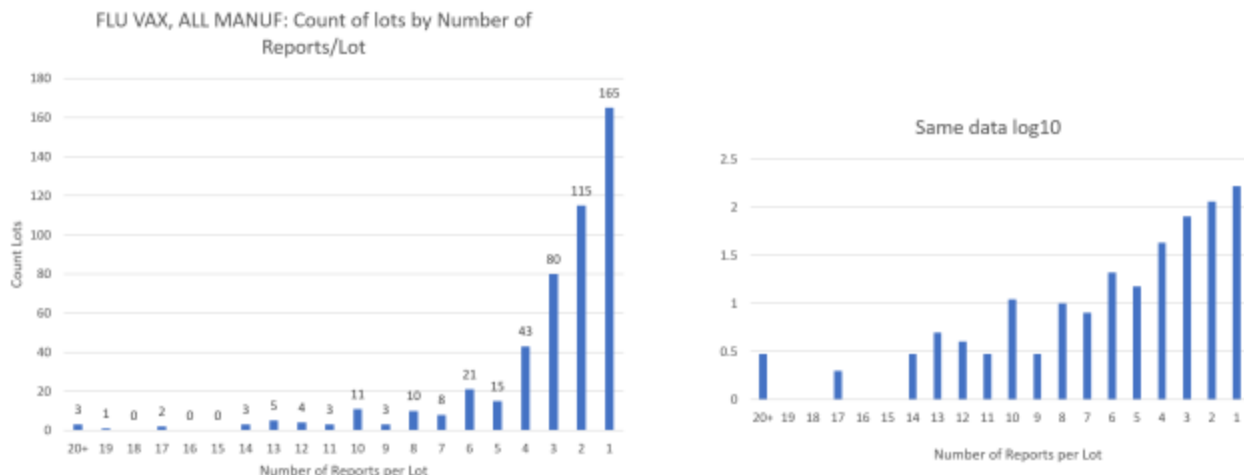
Control Dataset – Variation of Adverse Event Reports by lot for all flu vaccines



The above chart shows the number of adverse event report made to VAERS against the influenza vaccines sorted by the lot number of vaccine that was administered prior to the adverse event.

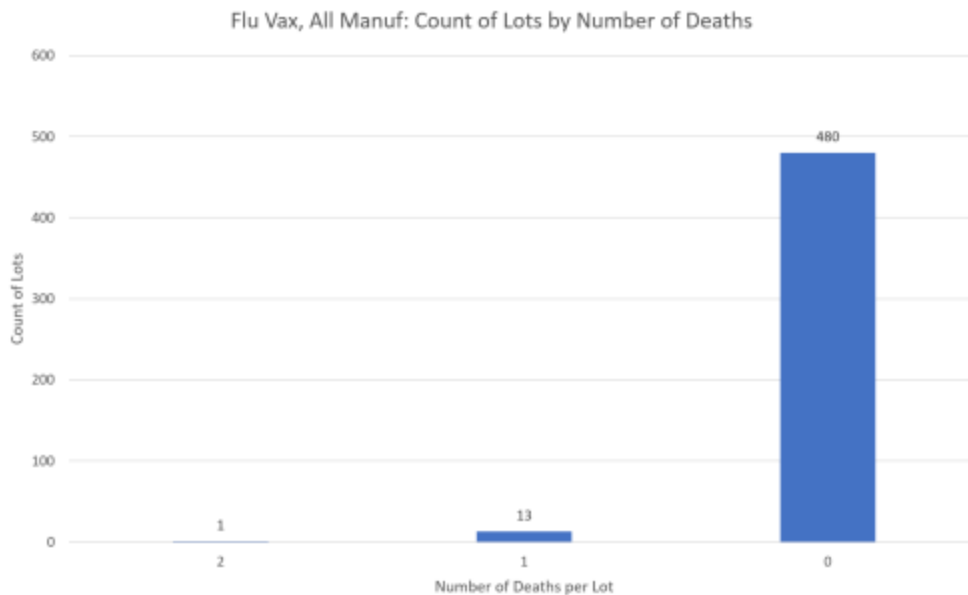
Except for a few spikes the number of adverse events per lot number was generally the same, with no more than 26 reports being made against a single lot number of influenza vaccine.

Control Dataset – Flu Vaccine Adverse Event Reports by Lot



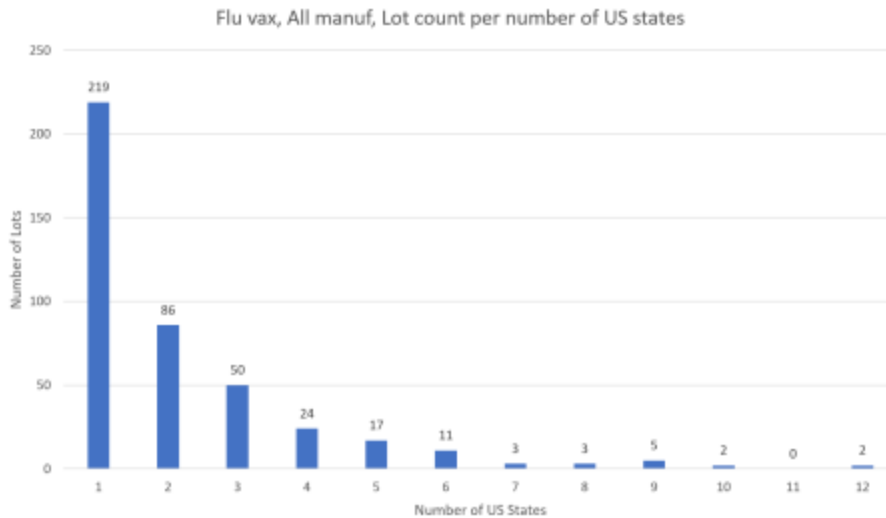
The above charts shows the count of lots by number of reports of adverse reactions per lot for the influenza vaccines. It shows that 33% of the lots (165 / 494) only had a single adverse reaction report made against them, whilst just 0.6% of the lots (3 / 494) had at least 20 adverse reaction reports made against them.

Control Dataset – Flu Vaccines: Number of Lots by Deaths/Lot



The above chart shows how many times a specific lot number was identified in an adverse reaction report of which the person had died following vaccination against the Flu. Ninety-seven-percent of the lots (480 / 494) were associated with zero deaths, whilst 13 lots were associated with a single death and 1 lot was associated with 2 deaths.

Control Dataset, Flu Vaccines – No lots sent to greater than 12 states



The above chart shows the number of states within the USA a specific lot number of the influenza vaccine was distributed to.

The VAERS data shows that 44% of the lots (219 / 494) were sent to just a single state within the USA, whilst a further 17% (86 / 494) were sent to 2 states, 10% (50 / 494) were sent to 3 states, 5% (24 / 494) were sent to 4 states, 3% (17 / 494) were sent to 5 states, 2% (11 / 494) were sent to 6 states, and just 0.4% (2 / 494) were sent to 12 states within the USA.

All of the above data was then used as a control dataset to compare against VAERS data for the Pfizer and Moderna mRNA Covid-19 vaccines.

Covid Vaccines: Pfizer Dataset – Summary Statistics

	AE REPORTS	DEATHS	HOSPITALIZED
Total	171,463	2,828	14,262
Average/lot	38	1	3
st dev	257	6	24
median/lot	1	-	-
min/lot	1	-	-
max/lot	3,563	113	413
Total Count of Lots	4522		

The VAERS database showed a total of 171,463 adverse event reports against the Pfizer Covid-19 vaccine alongside 2,828 deaths and 14,262 hospitalisations. The total count of lot numbers returned was 4,522.

This data alone shows that there have been 106 times as many adverse reactions, 189 times as many deaths, and 195 times as many hospitalisations due to the Pfizer Covid-19 jab than there have been due to all other influenza vaccines combined.

Pfizer Dataset – Unusually High Variation of AE Reports by Lot Number



The above chart shows the number of adverse event reports made to VAERS against the Pfizer Covid-19 vaccine sorted by the lot number of vaccine that was administered prior to the adverse event. We do not have reliable information about standard lot size, but news articles indicate an average lot size of 1000 vials (approx. 6000 doses).

The highest number of adverse event reports made to VAERS against a single lot number of the influenza vaccine was 26. Which makes it all the more shocking to discover that the highest number of adverse event reports made to VAERS against a single lot number of the Pfizer Covid-19 vaccine up to October 15th 2021 was 3,563, and this isn't an anomaly.

Thousands of adverse event reports have been made against a single lot number of the Pfizer Covid-19 vaccine numerous times, and unfortunately the Moderna Covid-19 vaccine hasn't fared any better.

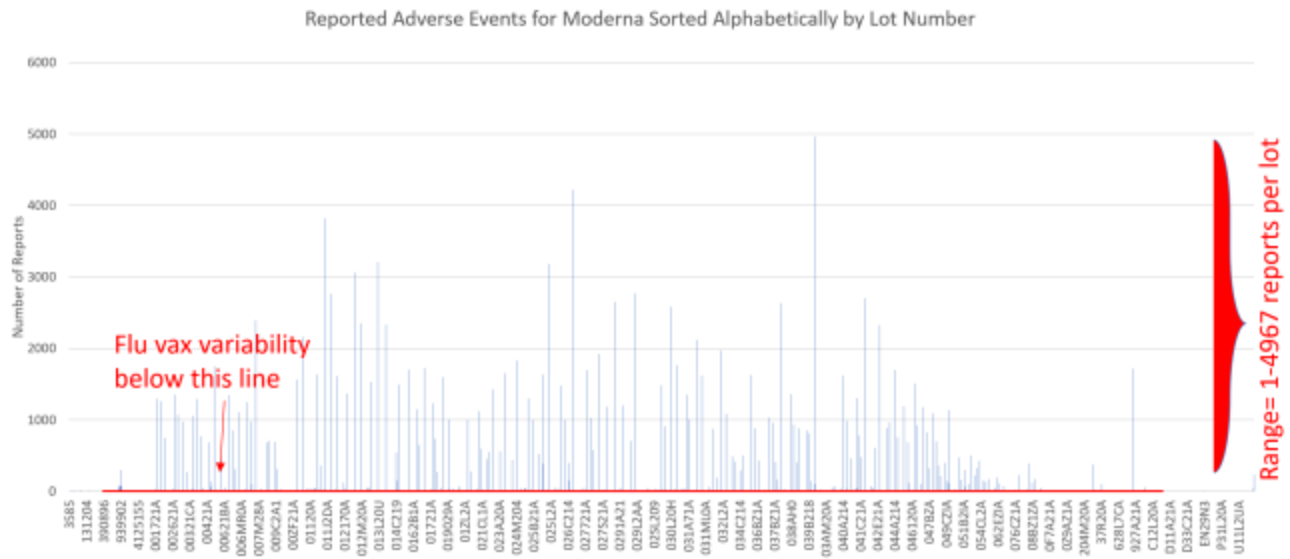
Covid Vaccines: Moderna Dataset Summary Statistics

	AE REPORTS	DEATHS	HOSPITALIZED
Total	188,998	2,603	10,225
Average	34	0	2
st dev	231	4	13
median	1	-	-
min/lot	1	-	-
max/lot	4,967	94	193
Total Count of Lots	5,510		

The VAERS database showed a total of 188,998 adverse event reports against the Moderna Covid-19 vaccine alongside 2,603 deaths and 10,225 hospitalisations. The total count of lot numbers returned was 5,510.

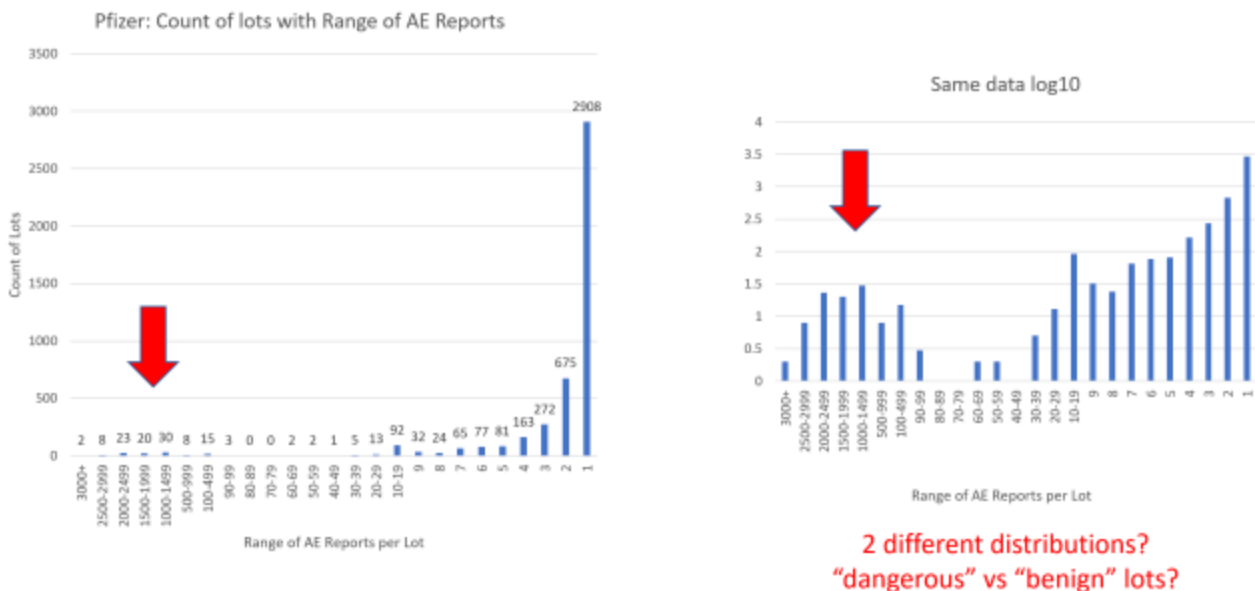
This data alone shows that there have been 118 times as many adverse reactions, 174 times as many deaths, and 140 times as many hospitalisations due to the Moderna Covid-19 jab than there have been due to all other influenza vaccines combined.

Moderna Dataset – Unusually High Variation of Reports by Lot



The above chart shows the number of adverse event reports made to VAERS against the Moderna Covid-19 vaccine sorted by the lot number of vaccine that was administered prior to the adverse event, and it shows that the Moderna jab fared even worse than the Pfizer jab in this department with the highest number of adverse event reports against a single lot number of Moderna Covid-19 vaccine totalling a staggering 4,967.

Finding 1: Pfizer – Some lots associated with very high AE Reports per Lot

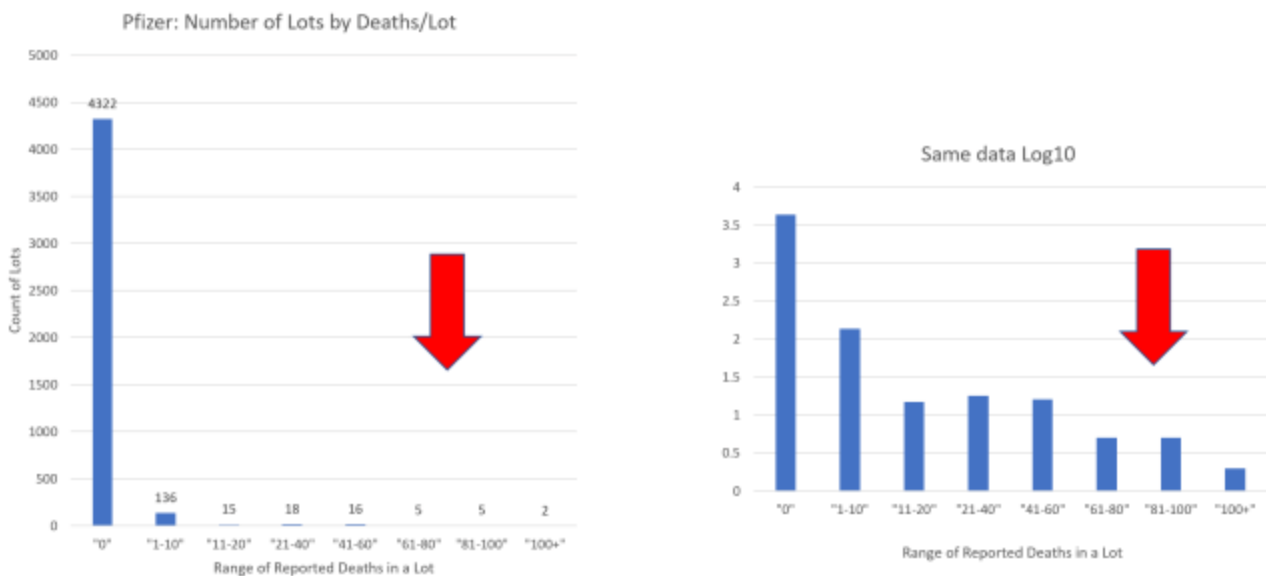


The above chart shows the count of lots against the range of adverse events reported per lot of Pfizer Covid-19 vaccine. The data reveals that 2,908 lots (64%) had just a single adverse event report made against them, whilst 2 specific lots had over 3000 adverse event reports made against them.

Shockingly we can also see from the data that 30 lots of Pfizer vaccine had between 1,000 and 1,499 adverse event reports per lot, another 20 lots had between 1,500 and 1,999 adverse event reports per lot, and another 23 lots had between 2,000 and 2,499 adverse event reports per lot.

This suggests that there were a small quantity of dangerous batches of the Pfizer Covid-19 vaccine and a large quantity of seemingly harmless (at least in the short term) batches of the Pfizer Covid-19 vaccine.

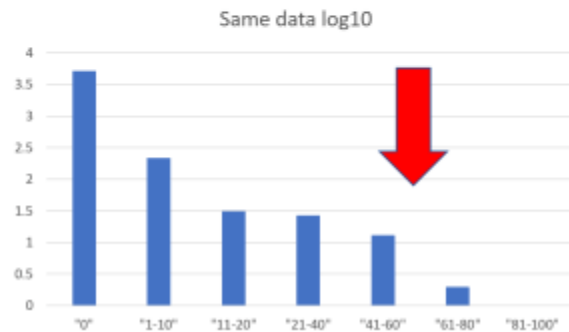
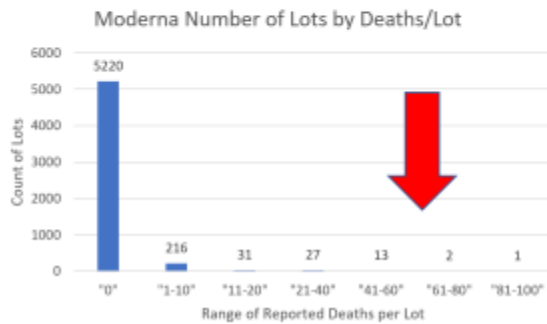
Finding 1: Pfizer – Some lots associated with very high Deaths per lot



But the investigation of VAERS data also revealed that reported deaths due to the Pfizer vaccine were again only associated with certain batches of the jab. The chart above shows that 96% of the lots of Pfizer vaccine had zero death reports made against them. Meaning the 2,828 reported deaths were associated with just 4% of the lots of Pfizer vaccine.

Five lot numbers were associated with 61-80 deaths each, a further 5 lot numbers were associated with 81-100 deaths each, and just 2 separate lot numbers were associated with over 100 deaths each.

Finding 1: Moderna – Some lots associated with very high Deaths per Lot



The same can be seen for the Moderna Covid-19 vaccine. Ninety-five-percent of the lots of Moderna vaccine had zero death reports made against them. Meaning the 2,603 deaths were associated with just 5% of the lots of Moderna vaccine.

Thirteen lot numbers were associated with 41-60 deaths each, 2 lot numbers were associated with 61-80 deaths each and 1 lot number was associated with 81-100 deaths.

The investigation of VAERS data also found that specific batches of the pfizer and Moderna Covid-19 vaccines which were distributed to between 13 and 50 states across the USA had an unusually high number of adverse event reports and deaths compared to lots that were distributed to 12 states or less across the USA

Finding 2: Pfizer Lots sent to 13-50 states Have Unusually High AE Reports and Deaths

	AE REPORTS	DEATHS	HOSPITAL	STATES
Total	166,170	2,799	14,155	
Average/lot	1,278	22	109	42
st dev	893	26	101	12
median	1,331	9	90	47
Min/lot	18	-	-	13
Max/lot	3,598	114	420	57
Total Count of Lots		130		

	AE REPORTS	DEATHS	HOSPITAL	STATES
Total	9,141	99	657	
Average/lot	2	0	0	2
st dev	3	0	1	2
median	1	-	-	1
min/lot	1	-	-	1
max/lot	118	2	20	12
Total Count of Lots		4,289		

*Note max number of states =57 due to mistyped state names in VAERS

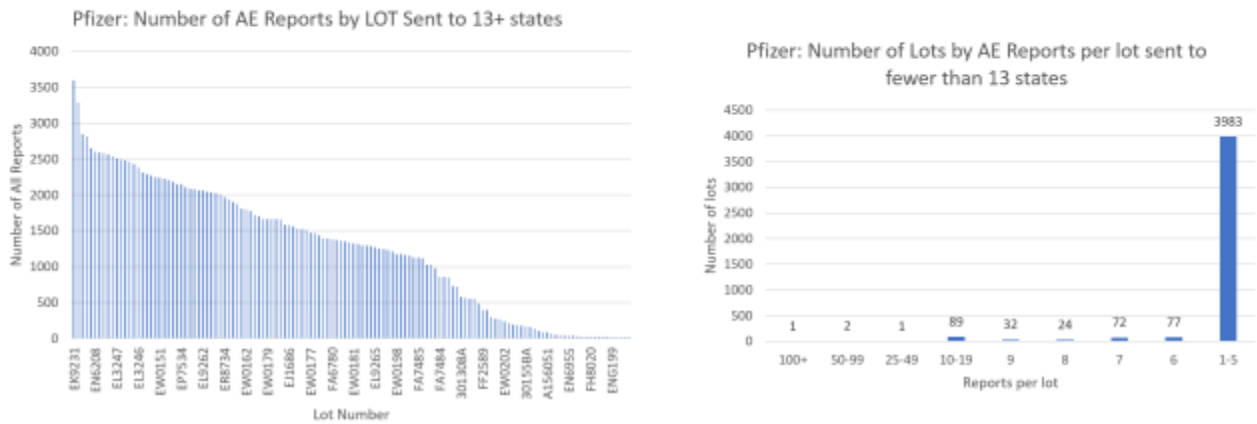
**12 state cut off was chosen based on the highest #states/lot from flu vaccine dataset

As you can see from the above table 4,289 different lots of Pfizer vaccine were distributed to 12 states or less across the USA, recording 9,141 adverse event reports against them alongside 99 deaths and 657 hospitalisations. This equates to an average of 2 adverse event reports per lot and 0 deaths and hospitalisations.

However, a further 130 different lots of Pfizer vaccine were distributed to between 13-50 states across the USA, recording 166,170 adverse event reports, 2,799 deaths, and 14,155 hospitalisations. This equates to an average of 1,278 adverse event reports per lot number, alongside 22 deaths and 109 hospitalisations.

This data therefore shows that each lot from the 130 different lot numbers of Pfizer Covid-19 vaccine distributed to more than 13 states, harmed on average 639 times more people, hospitalised on average 109 times more people, and killed on average 22 times more people.

Finding 2: Pfizer – Unusually High AE Reports from Lots that went to 13-50 states



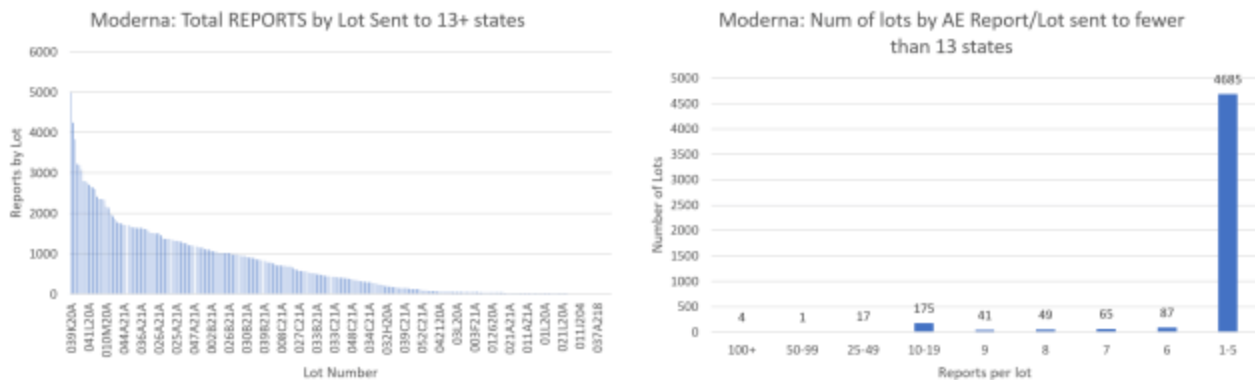
The above chart on the left shows the number of adverse event reports by lot number sent to 13 or more states across the USA. This chart has identified the actual lot numbers of Pfizer vaccine that have caused the most harm in the USA. The most harmful of which is lot number ‘EK9231’; causing over 3,500 adverse event reports.

Finding 2: Pfizer – Unusually High Deaths from Lots sent to 13-50 States



The above chart on the left shows the number of deaths reported as adverse reactions to the Pfizer vaccine by lot number sent to 13+ states across the USA. This chart has identified the actual lot numbers of Pfizer vaccine that have caused the most deaths in the USA. The deadliest of which is lot number ‘EN6201’ causing almost 120 deaths.

Finding 2: Moderna – Unusually High AE Reports from Lots sent to 13-50 States



The above chart on the left shows the number of adverse event reports against the Moderna vaccine by lot number sent to 13 or more states across the USA. This chart has identified the actual lot numbers of Moderna vaccine that have caused the most harm in the USA. The most harmful of which is lot number ‘039K20A’; causing over 4,000 adverse event reports.

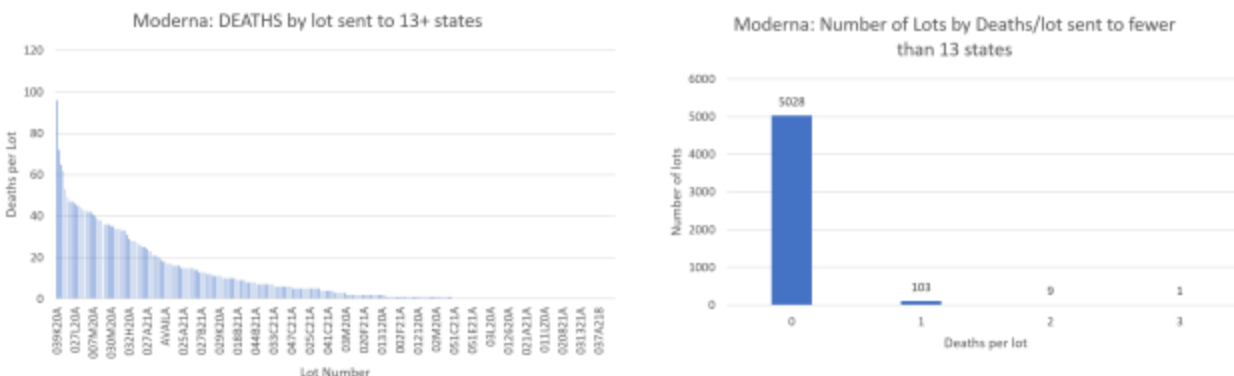
The second most harmful batch of Moderna vaccine was assigned lot number ‘041L20A’, and [media reports](#) show that it was actually recalled by the Orange County Healthcare Agency in January 2021 following reports of allergic reactions.

The Orange County Health Care Agency has recalled the use of a Moderna COVID-19 vaccine lot following reports of allergic reactions.

The Moderna vaccine lot 041L20A is currently under investigation by the Centers for Disease Control and Prevention, U.S Food and Drug Administration and the manufacturer.

Source

Finding 2: Moderna – Unusually High Deaths from Lots sent to 13-50 States



The above chart on the left shows the number of deaths reported as adverse reactions to the Moderna vaccine by lot number sent to 13+ states across the USA. This chart has identified the actual lot numbers of Moderna vaccine that have caused the most deaths in the USA. The deadliest of which is lot number '039K20A' causing almost 100 deaths.

Conclusion

This investigation of VAERS data reveals several concerning findings which warrant further investigation, but it also leads to questions of why authorities within the USA which are supposed to monitor the safety of the Covid-19 vaccines have not discovered this themselves.

The data clearly shows that the Covid-19 vaccination campaign has been significantly more harmful and deadly than the influenza vaccination campaign. This fact alone begs the question as to how the FDA advisory committee could possibly vote Seventeen to Zero in favour of approving the Pfizer vaccine for use in children aged 5 to 11.

One voting member of the Food and Drug Administration (FDA) advisory committee admitted that it will not be fully known whether Pfizer's vaccine is safe for 5 to 11-year-old children, until it begins being administered.

Dr Eric Rubin of Harvard University said – "We're never going to learn how safe the vaccine is unless we start giving it, and that's just the way it goes".

But the investigation of VAERS has also identified the specific batches of Pfizer and Moderna vaccine that have caused the most harm across the USA, which leads to other extremely serious questions requiring urgent answers.

Why is it that certain batches of the vaccine have proven to be more harmful than others?

Why is it that certain batches of Covid-19 vaccine have proven to be deadlier than others?

Why is it that the most harmful and deadly Covid-19 vaccines were distributed across the entire USA, whilst the least harmful and deadly were only ever distributed to a few states? Was this done on purpose?

Could this just be a quality control issue?

A Pfizer whistleblower from a Kansas manufacturing facility did after all reveal that “People are being made to sign off on things that normally they wouldn’t, and then they wonder why their own employees won’t take it”.

The Expose Urgently Needs Your Help...



Can you please help power The Expose’s honest, reliable, powerful journalism for the years to come...

Your Government & Big Tech organisations such as Google, Facebook, Twitter & PayPal are trying to silence & shut down The Expose.

So we need your help to ensure we can continue to bring you the facts the mainstream refuse to...

We’re not funded by the Government to publish lies & propaganda on their behalf like the mainstream media.

Instead, we rely solely on our support. So please support us in our efforts to bring you honest, reliable, investigative journalism today. It’s secure, quick and easy...

Just choose your preferred method to show your support below support

**ONE TIME
DONATION**

**MONTHLY
SUBSCRIPTION**

**DIRECT BANK
TRANSFER DONATION**

**BUY US
A COFFEE**

**DONATE
CRYPTO**

**FOLLOW US ON
GETTR**

Follow us on gab

[Doctor says 'Sorry' For The 'Many Mistakes' and Covid jab Guidance.](#)

[The aim of perpetual warfare according to George Orwell's '1984'](#)

[Andrew Bridgen calls on UK government to immediately suspend all mRNA treatments in both humans and animals](#)

[Japanese study finds mRNA injections cause cancer](#)

[Follow Daily Expose on Telegram](#)